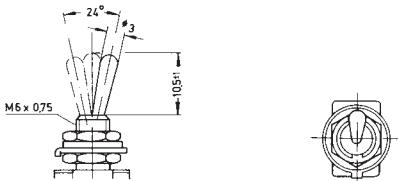


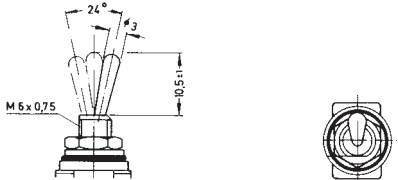
Miniatur-Kippschalter Knebelformen

Standardknebel:

Typenreihen MTA

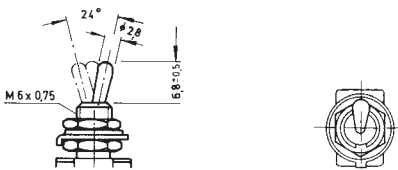


wasserdicht IP 67
Typenreihe MTE

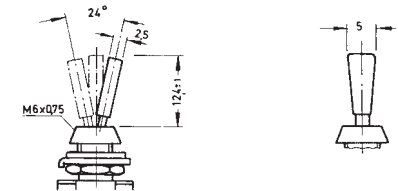


Spezialknebel:

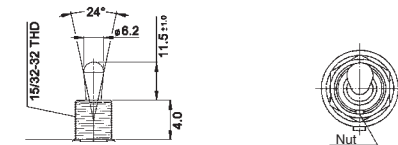
kurz
Typenreihen MTM



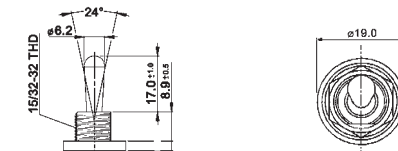
flach, mit Ziermutter
Typenreihe MTF



verstärkter Knebel:
Typenreihe MTG



lang, wasserdicht IP 67
Typenreihe MTW



verriegelbarer Knebel:
Typenreihe MTL

