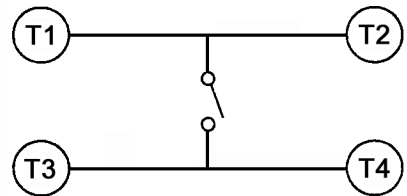
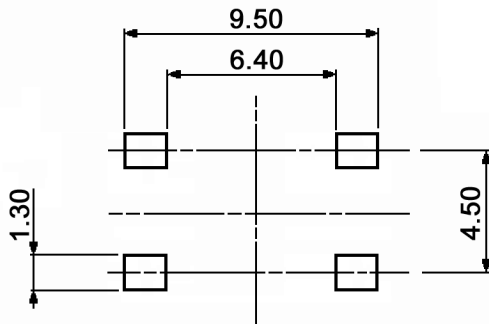


CIRCUIT DIAGRAM



P.C.B. LAYOUT



Tolerances: max. ±0.20mm			Date	Name
			01/06	dr
Revised	10/10	dr		
Modifications	Date	Name		

TSS 644 x

30 07 76

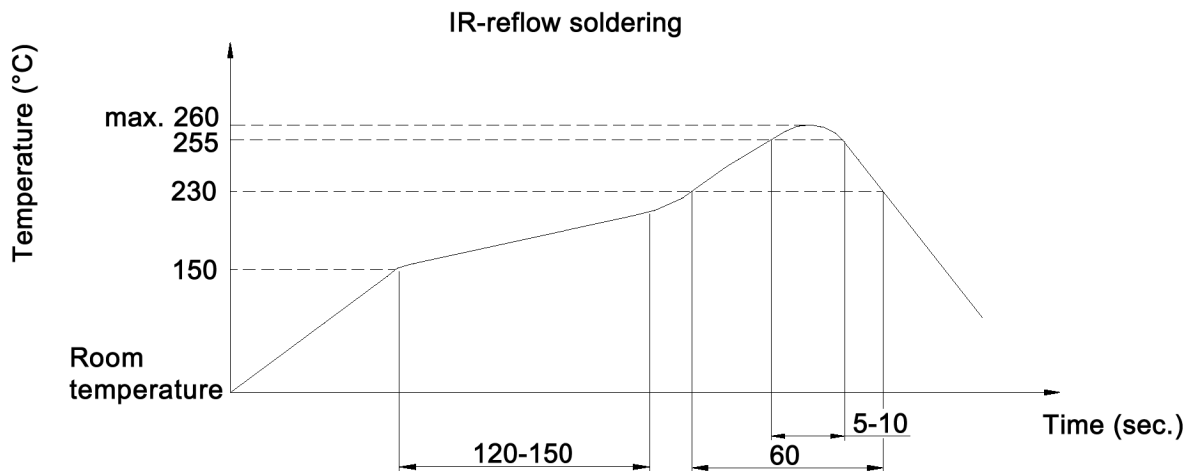
Page

1/2

Specifications:

Contact rating: 50mA, 12V DC
 Contact resistance: 100mOhm max.
 Insulation resistance: 100MOhm min. at 500V DC
 Dielectric strength: 250V, 50Hz for the duration of 1 minute
 Operating temperature: -25°C to +70°C
 Electrical life: min. 100 000 cycles
 Operating force: 2.6N, red
 Contacts: phosphor bronze, silver plated
 Terminals: brass, silver plated
 Material: Cover: stainless steel
 Base / stem: thermoplastic nylon meets UL94V-0

Soldering conditions:



x	Operating force (gf)	Electrical life	Stem colour
K	100 +/-50	200 000 cycles	black
N	160 +/-50	200 000 cycles	brown
R	260 +/-50	100 000 cycles	red
S	320 +/-80	50 000 cycles	salmon
Y	520 +/-130	50 000 cycles	yellow



Tolerances: max. ±0.20mm		Date	Name	<h1>TSS 644 x</h1>
		01/06	dr	
		knitter-switch		<h2>30 07 76</h2>
Modifications		Date	Name	Page 2/2