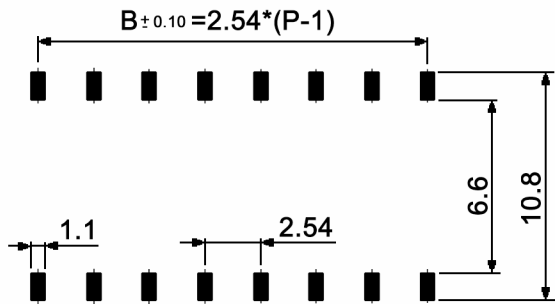
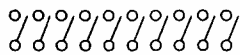


P.C.B. LAYOUT



Prod. No.	No. of pos.	A	B
SBS 5012 T	12	30.38	27.94
SBS 5010 T	10	25.30	22.86
SBS 5009 T	9	22.76	20.32
SBS 5008 T	8	20.22	17.78
SBS 5007 T	7	17.68	15.24
SBS 5006 T	6	15.14	12.70
SBS 5005 T	5	12.60	10.16
SBS 5004 T	4	10.06	7.62
SBS 5003 T	3	7.52	5.08
SBS 5002 T	2	4.98	2.54
SBS 5001 T	1	2.44	-

SCHEMATIC (TYP.)



Tolerances:	Date	Name
	02/05	dr
Operating temperature	06/10	dr
Revised	11/09	dr
Modifications	Date	Name

**SBS 5000 T**

**30 05 67**

**knitter-switch**

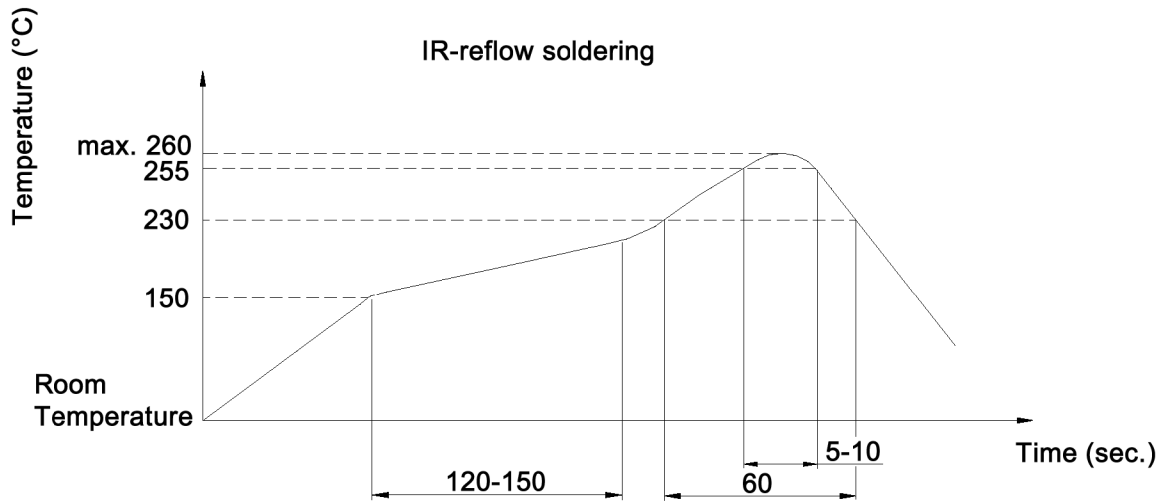
Page

1/2

**Specifications:**

**Contact rating:** 25mA, 24V DC  
**Contact resistance:** 100mOhm max.  
**Insulation resistance:** 100MOhm min.  
**Dielectric strength:** 500V AC (50Hz or 60Hz) for 1 minute  
**Operating temperature:** -40°C to +85°C  
**Storage temperature:** -40°C to +85°C  
**Operating force:** 1 000gf max. (9.8N max.)  
**Mechanical life:** 2 000 cycles of operation  
**Material:** Cover: high-temp. thermoplastic PA-9T UL 94V-0, molded black  
 Contact: copper; gold plated at contact area  
 Actuator: thermoplastic LCP UL 94V-0; molded white  
 Terminal: brass; gold plated  
 Base: high-temp. thermoplastic PA9T UL 94V-0; molded black  
 Protective tape: polyimide

**Soldering conditions:**



Tolerances:			Date	Name	<b>SBS 5000 T</b>
			02/05	dr	
			<b>knitter-switch</b>		<b>30 05 67</b>
Modifications			Date	Name	Page 2/2