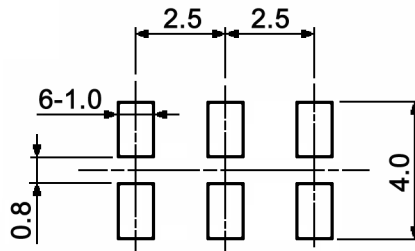
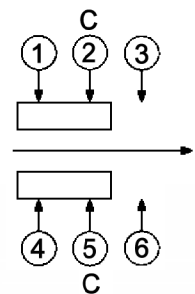


P.C.B. LAND DIMENSION
(Viewed from the switch mounting face)



CIRCUIT DIAGRAM



C: COMMON PIN
BOTTOM VIEW

Specifications:

- Contact rating: 0.3A, 6V DC
- Contact resistance: 70mOhm max.
- Insulation resistance: 100MOhm min. at 500V DC for 1 minute
- Dielectric strength: 500V AC for 1 minute (50/60Hz, 2mA)
- Operating temperature: -40°C to +105°C
- Soldering heat resistance: 260 +/-5°C, 5 +/-1sec.
- Mechanical life: 5 000 cycles
- Operating force: 200gf +/-100gf
- Material: Case: PA 46, black, UL94V0
Contact plate: BeCu, gold plated 0.25µm
Slider: PA 46, natural, UL94HB
Cover: SUS, washing
Terminal: brass, gold plated 0.25µm



Tolerances: up to 10: ±0.2mm above 10-50: ±0.3mm	Date	Name
	07/07	dr
Operating temperature	01/10	dr
Operating temperature	07/09	dr
Material	04/08	dr
Modifications	Date	Name

MMS 221 B-T

knitter-switch

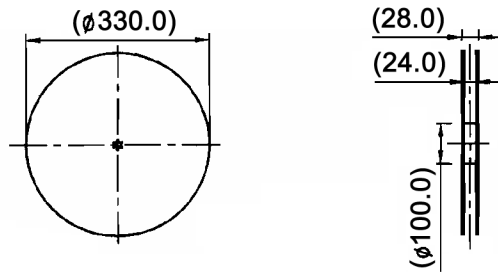
30 11 81

Page

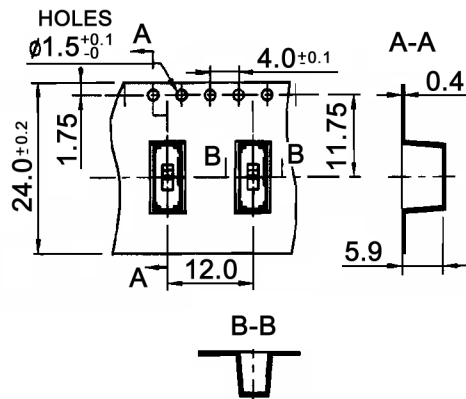
1/2

Packaging:

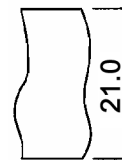
REEL



CARRIER TAPE



COVER TAPE



Packaging unit: 1 300 pcs. / reel



Tolerances: up to 10: ± 0.2 mm above 10-50: ± 0.3 mm			Date	Name	<h1>MMS 221 B-T</h1>
			07/07	dr	
			knitter-switch		<h1>30 11 81</h1>
Modifications			Date	Name	Page 2/2