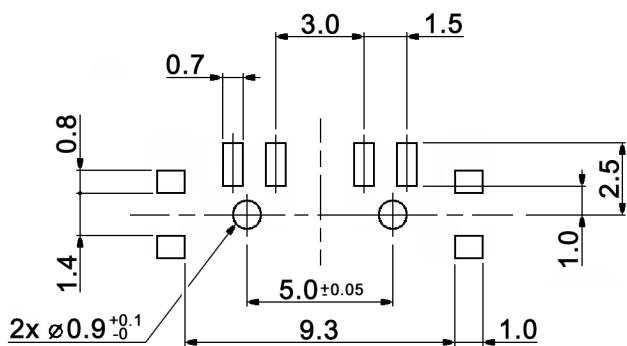
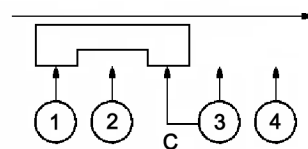


HOLE LAYOUT
TOP VIEW



CIRCUIT DIAGRAM
C: COMMON PIN



Tolerances: up to 10: ±0.2mm above 10-50: ±0.3mm			Date	Name
			09/01	us
Revised	01/11	dr	knitter-switch	
Modifications	Date	Name		

MMS 139 R

30 02 68

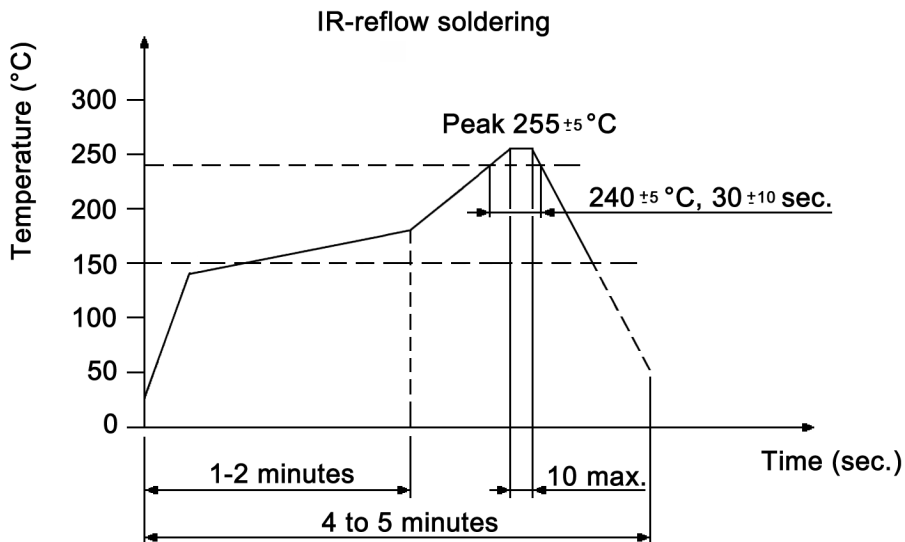
Page

1/3

Specifications:

Contact rating: 0.3A, 4V DC
 Contact resistance: 70mOhm max.
 Insulation resistance: 100MOhm min. at 500V DC for 1 minute
 Dielectric strength: 500V AC (50/60Hz, 2mA) for 1 minute
 Operating temperature: -10°C to +60°C
 Mechanical life: 10 000 cycles
 Operating force: 150 +/-100gf
 Timing: non-specified
 Material: Terminal: copper alloy, silver plated
 Cover: stainless steel, silver plated
 Slider: PA, blue
 Contact: BeCu, silver plated
 Case: PA, black

Soldering conditions:



Tolerances: up to 10: ±0.2mm above 10-50: ±0.3mm	Date	Name
	09/01	us

MMS 139 R

knitter-switch

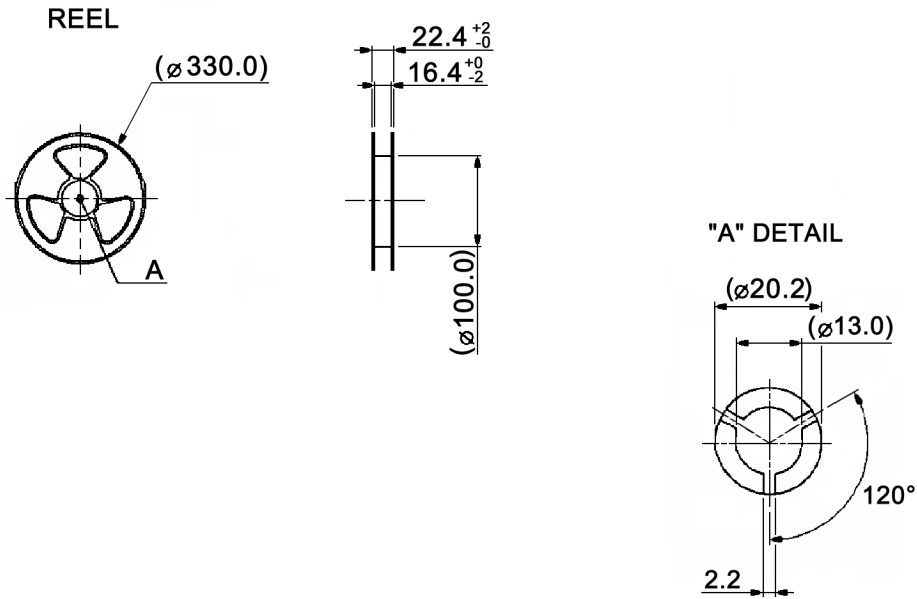
30 02 68

Page

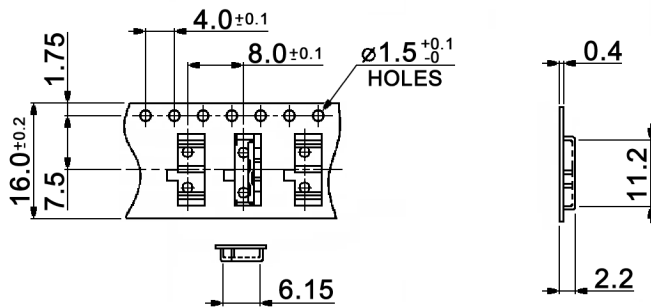
2/3

Modifications	Date	Name
---------------	------	------

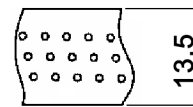
Packaging:



CARRIER TAPE



COVER TAPE



Packaging unit: 3500 pcs / reel



Tolerances: up to 10: ±0.2mm above 10-50: ±0.3mm	Date	Name
	09/01	us

MMS 139 R

knitter-switch

30 02 68

Page

3/3

Modifications	Date	Name
---------------	------	------