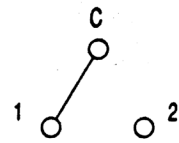
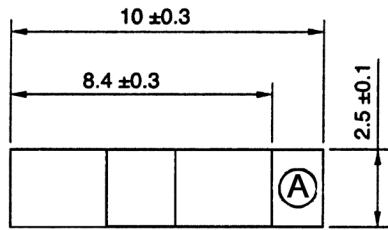
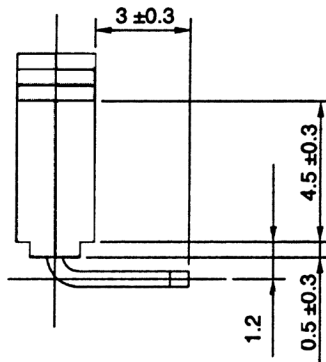
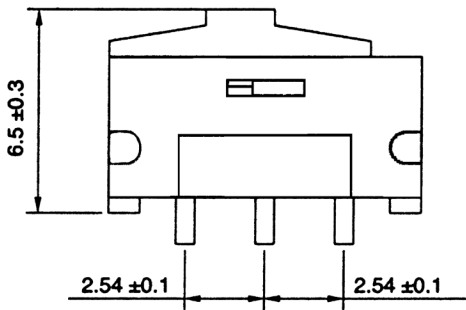
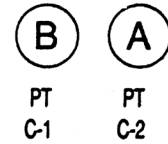


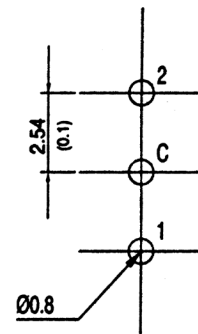
CIRCUIT DIAGRAM



Switch Position



P.C.B. LAY OUT



Specification:

- Contact rating: 0,2A, 24V DC; 0,5A, 12V DC
- Contact resistance: 30mOhm max.
- Insulation resistance: 1000MOhm under 500V DC
- Dielectric strength: 2mA, 500V DC for the duration of 1 minute
- Operating temperature: -40°C to +85°C
- Mechanical life: minimum 10.000 operations
- Soldering condition: 230°C, 3 sec

Maßstab	Datum	Name	MMP 1010 D - RA			
Oberfläche	Bearb. 01/03	us				
	Gepr.					
	Norm					
		knitter-switch	30 03 41	Blatt 1/1		
Zust.	Änderung	Datum	Name	Bl.		