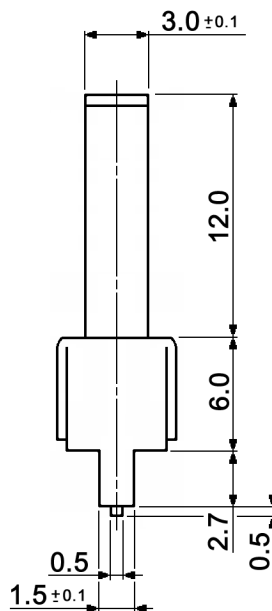
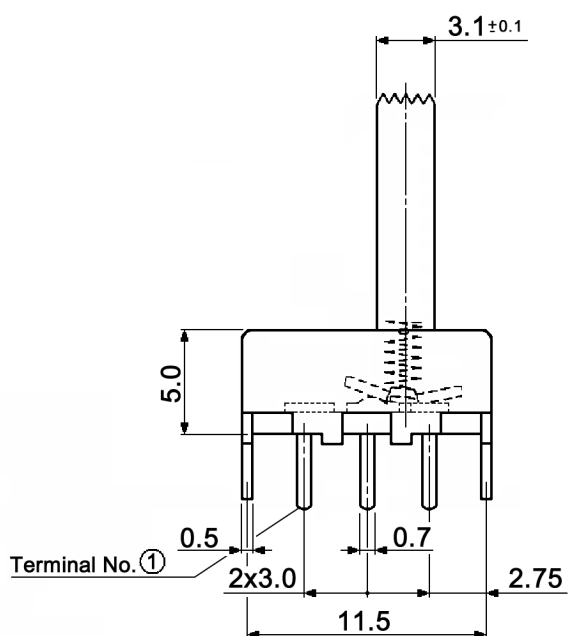
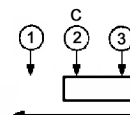
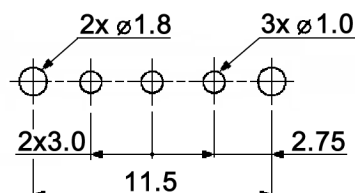


CIRCUIT DIAGRAM
C: COMMON PIN
BOTTOM VIEW



HOLE LAYOUT $\oplus 0.05$



Specifications:

Contact rating: 0.3A, 30V DC
 Contact resistance: 30mOhm max.
 Insulation resistance: 100MOhm min. at 500V DC for 1 minute
 Dielectric strength: 500V AC (50/60Hz, 2mA) for 1 minute
 Operating temperature: -10°C to +60°C
 Mechanical life: 5 000 cycles
 Operating force: 150 +/-70gf
 Soldering conditions: bath method: 260 +/-5°C, 5 +/-1.0sec.
 Material: Terminal: brass strip, silver plated
 Base: phenolic resin, natural
 Contact plate: brass strip, silver plated
 Spring: SWC, temper
 Frame: SPCC, nickel plated
 Slider: PA46, black



Tolerances: up to 10: ±0.2mm above 10-50: ±0.3mm	Date	Name
	04/08	dr

MFP 144 D-12

knitter-switch

30 14 46

Page

1/1

Modifications Date Name