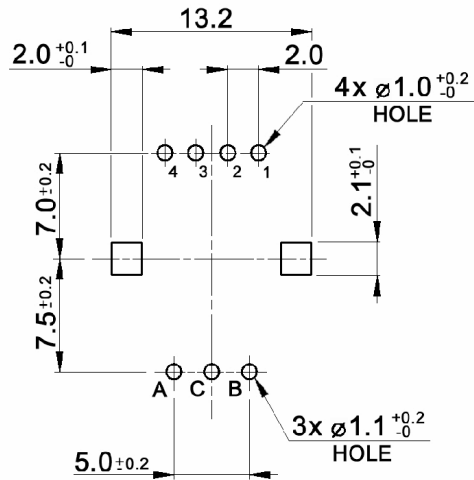


Output signal format

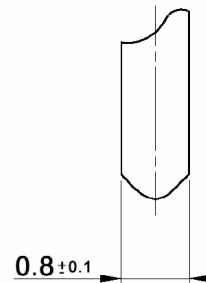
Shaft rotational direction	Signal	Output
C.W.	Terminal A-C	OFF ON
	Terminal B-C	OFF ON
C.C.W.	Terminal A-C	OFF ON
	Terminal B-C	OFF ON

P.C. MOUNTING

t=1.5mm



TERMINAL DETAIL



Tolerances: ≤10: ±0.3mm 10-100: ±0.5mm		Date	Name
		11/08	dr
LED colors	07/09	dr	
Modifications	Date	Name	

MERP12-24121xx

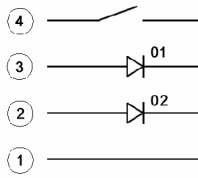
knitter-switch

30 16 53

Page

1/2

CIRCUIT DIAGRAM



"xx"	LED color	
	01	02
OB	orange	blue
BG	green	blue
GR	red	green

LED color	Power dissipation (mW)	DC Forward current (mA)	Peak forward current (mA)	Item IF=20mA	Typ (V)	Max. (V)
red	170	30	185	forward voltage	1.95	2.5
orange	75	30	195	forward voltage	2.1	2.5
blue	105	30	150	forward voltage	3.3	4.0
green	105	25	130	forward voltage	3.1	3.8

Specifications:

Contact rating: 10mA, 5V DC (1mA min.)
 Contact resistance: 100mOhm max.
 Insulation resistance: 100MOhm min. at 250V DC / 1mA
 Dielectric strength: 300V AC for 1 minute
 Operating temperature: -40°C to +85°C
 Rotational life: 30 000 cycles
 Detent torque: 5 +/-3mNm
 No. of detents: 24 detents; step angle: 15° +/-3°
 Soldering conditions: 260 +/-5°C, 3 +/-1.0sec.
 Switch: Travel: 0.5⁺⁰_{-0.3} mm
 Mechanical life: 20 000 cycles
 Operating force: 4 +/-2N



Tolerances: ≤10: ±0.3mm 10-100: ±0.5mm	Date	Name	<h1>MERP12-24121xx</h1>
	11/08	dr	
			<h2>knitter-switch</h2>
			<h2>30 16 53</h2>
			Page 2/2
Modifications	Date	Name	