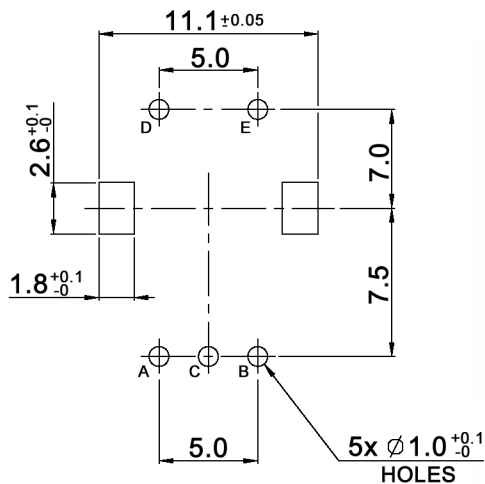
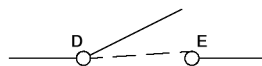


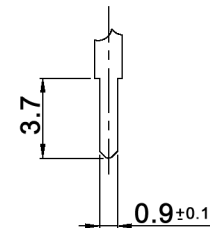
P.C.B. MOUNTING
(TOLERANCE ±0.1)
VIEWED FROM MOUNTING SIDE
t=1.6mm



CIRCUIT DIAGRAM



TERMINAL DETAIL



| | | | | |
|---|--|-----------------------|------|---------------------------|
| Tolerances: ≤10: ±0.3mm 10-100: ±0.5mm | | Date | Name | MERP11-20N125B-1.5 |
| | | 04/11 | dr | |
| | | knitter-switch | | 30 23 63 |
| Modifications | | Date | Name | Page 1/2 |

