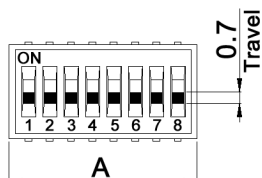
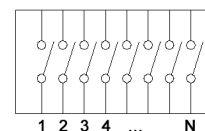


SCHEMATIC

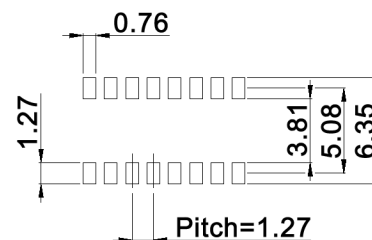


Part No.	A	pcs. / reel
DHS 901-J	2.31	3000
DHS 902-J	3.58	3000
DHS 903-J	4.85	3000
DHS 904-J	6.12	2000
DHS 905-J	7.39	2000
DHS 906-J	8.66	2000
DHS 908-J	11.20	2000
DHS 910-J	13.74	2000
DHS 912-J	16.28	2000

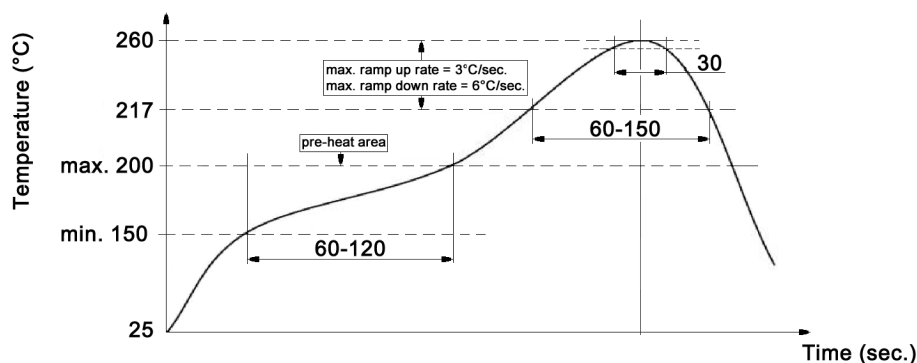
Specifications:

- Contact rating:** switching: 25mA, 24V DC
non-switching: 100mA, 50V DC
- Contact resistance:** 50mOhm max.
- Insulation resistance:** 100MOhm min. at 500V DC
- Dielectric strength:** 300V AC for 1 minute
- Operating temperature:** -40°C to +85°C
- Storage temperature:** -40°C to +85°C
- Mechanical life:** 2 000 cycles min.
- Electrical life:** 1 000 cycles
- Operating force:** 500gf max.
- Material:** Cover / base: PPS (UL94V-0), black
Actuator: PA46 (UL94V-0), white
Contact: gold plated
Terminal: gold plated over 1 +/-0.25µm nickel plated
Tape: polyimide film

P.C.B. LAYOUT



Soldering conditions:



Tolerances: 0.1-1.0: ±0.05mm 1.0-5.0: ±0.1mm 5.0-10.0: ±0.2mm	Date	Name
	10/05	dr
Revised	07/10	dr
Temperatures	04/10	dr
Tolerances	03/09	dr
Modifications	Date	Name

DHS 900-J

knitter-switch

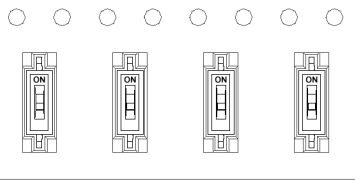
30 07 15

Page

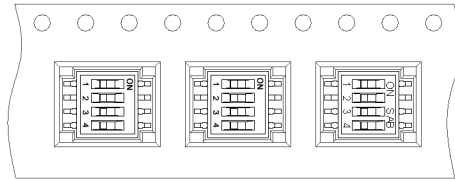
1/2

Packaging:

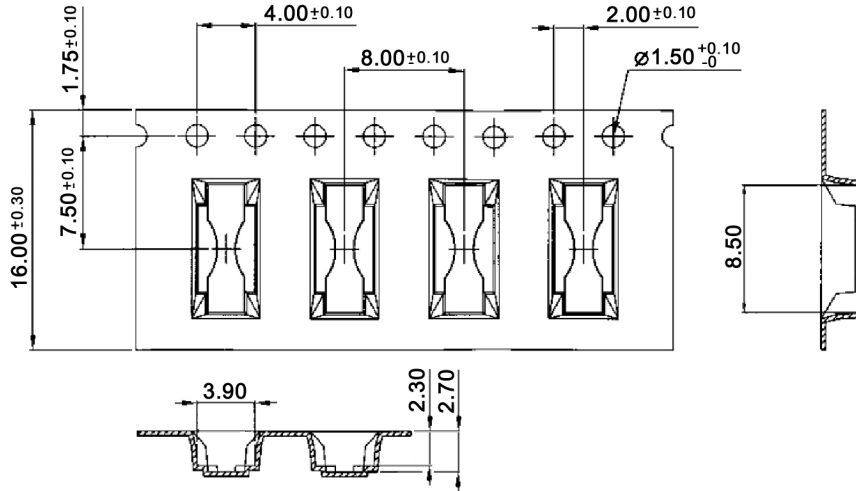
DHS 901-J, DHS 902-J, DHS 903-J



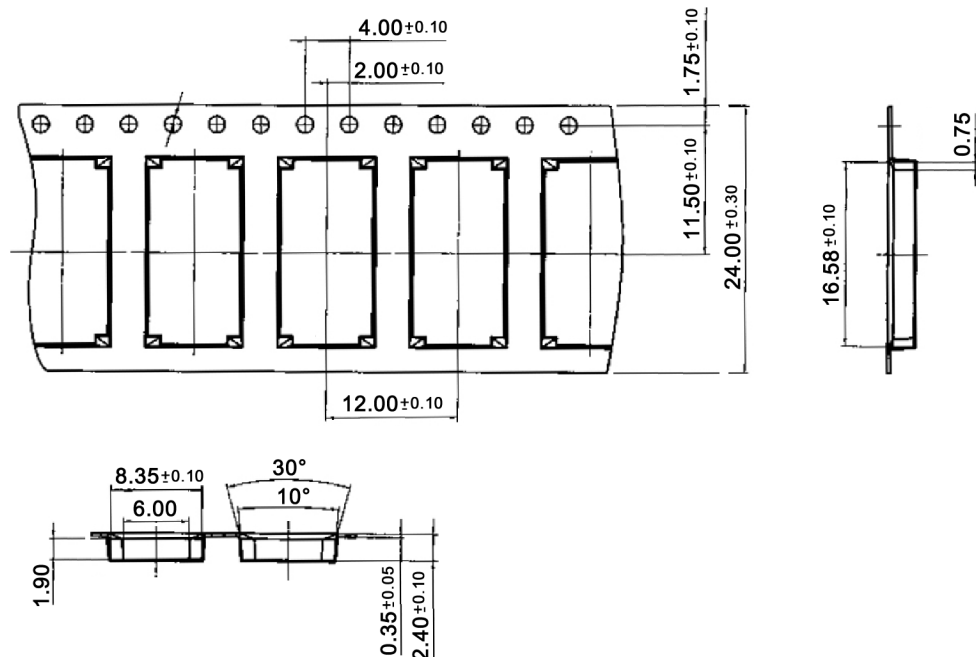
DHS 904-J... DHS 912-J



DHS 901-J... DHS 906-J



DHS 908-J... DHS 912-J



Tolerances:	0.1-1.0: ±0.05mm	Date	Name
	1.0-5.0: ±0.1mm	07/10	dr
	5.0-10.0: ±0.2mm		
Modifications	Date	Name	

DHS 900-J

knitter-switch

30 07 15

Page

2/2